

# Coaxial Cable Assembly, 1.00 mm (F) ST. to 1.00 mm (F) ST. Flexible 047, Phase Matched Cable

## Package Contents

Cable	1 Pc
Protection Cap	2 Pcs


## Cable Configuration

Connector 1	1.00 mm Female
Connector 2	1.00 mm Female
Type of Cable	047 Flexible

## Materials

Description	Material	Finish
Center Pin	Beryllium Copper	Gold Plated
Connector Body	Stainless Steel	Passivated

SPC Solid      PTFE      Helically Wrapped Shield      Braided Shield      FEP Jacket




## Mechanical Specifications

Shield Diameter	0.047 inch (1.19 mm)
Durability	Bend Flex Test: >2000 Cycles
	Pull Out Test: 10 lbs minimum
Minimum Bending Radius	Static: 7 mm
	Dynamic: 15 mm

## Environmental Specifications

Operating Temperature Range	-45 to +200 °C
-----------------------------	----------------



## Features:

- High Performance Low Loss Cables
- Phase Stable Assemblies
- Time delay matched to +/- 0.5 ps or +/-0.15 ps
- Robust Precision Connectors Termination
- High Flex Cycles

## Applications:

- High Speed IO Test Setup: Instrumentation Connection to DUT Eval Boards
- Pairs Well with Multilane Data Center Test Solutions such as MCB and HCB test Fixtures



# Coaxial Cable Assembly, 1.00 mm (F) ST. to 1.00 mm (F) ST. Flexible 047, Phase Matched Cable

## Electrical Specifications

Impedance	50 Ohms
Frequency Range	DC to 110 GHz
V.S.W.R.	1.3 max. at 67 GHz
	1.5 max. at 110 GHz
Velocity of Propagation	80%

Cable Length	Measured Insertion Loss			
	(at 26 GHz)	(at 53 GHz)	(at 67 GHz)	(at 110 GHz)
15 cm	-1.2 dB	-1.9 dB	-2.2 dB	-3.3 dB
30 cm	-2.2 dB	-3.5 dB	-4.12 dB	-5.9 dB
60 cm	-4.20 dB	-6.7 dB	-7.96 dB	-11.1 dB

## How to Order:

Customer Part Number: MLCC-100FST-F047**ZZ**-100FST-**Y-X**

Length in cm

Phase Matched Cable Sets

*null*: single cable

- |   |                              |
|---|------------------------------|
| <b>03</b> : skew $\leq$ 0.3 ps<br>(phase match $\pm$ 0.15 ps) | <b>2</b> : set of 2 cables   |
| <b>1</b> : skew $\leq$ 1 ps<br>(phase match $\pm$ 0.5 ps)     | <b>4</b> : set of 4 cables   |
|   | <b>8</b> : set of 8 cables   |
|   | <b>16</b> : set of 16 cables |
|   | <b>32</b> : set of 32 cables |

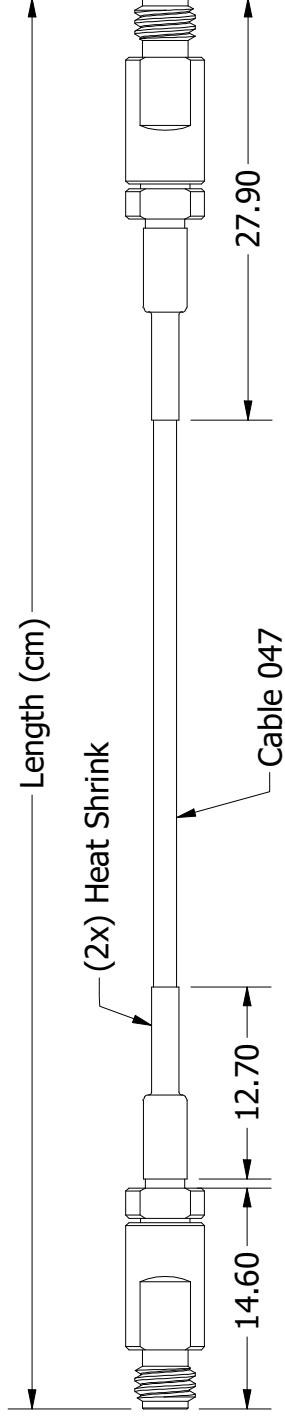
## Example:

PN: MLCC-100FST-F04715-100FST-1-4

Description: Coaxial Cable Assembly, 1.00 mm (F) ST. to 1.00 mm (F) ST., 15 cm, Flexible 047, Phase Matched to +/- 0.5 ps, set of 4 Cables.

# CAD Drawing

MLCC-100FST-F047ZZ-100FST



1.00 mm Female

1.00 mm Female

## Title:

Coaxial Cable Assembly, 1.00 mm (F) ST. to  
1.00 mm (F) ST., Flexible 047, Phase  
Matched Cable

## Notes:

1. All dimensions are in millimetres unless otherwise specified.
2. These characteristics are typical and for reference.

**multiLane**

[www.multilaneinc.com](http://www.multilaneinc.com)  
[sales@multilaneinc.com](mailto:sales@multilaneinc.com)

Rev: A

Scale: 2:1